

Podar International School, Mysuru

Circular to Grade 1 to 10

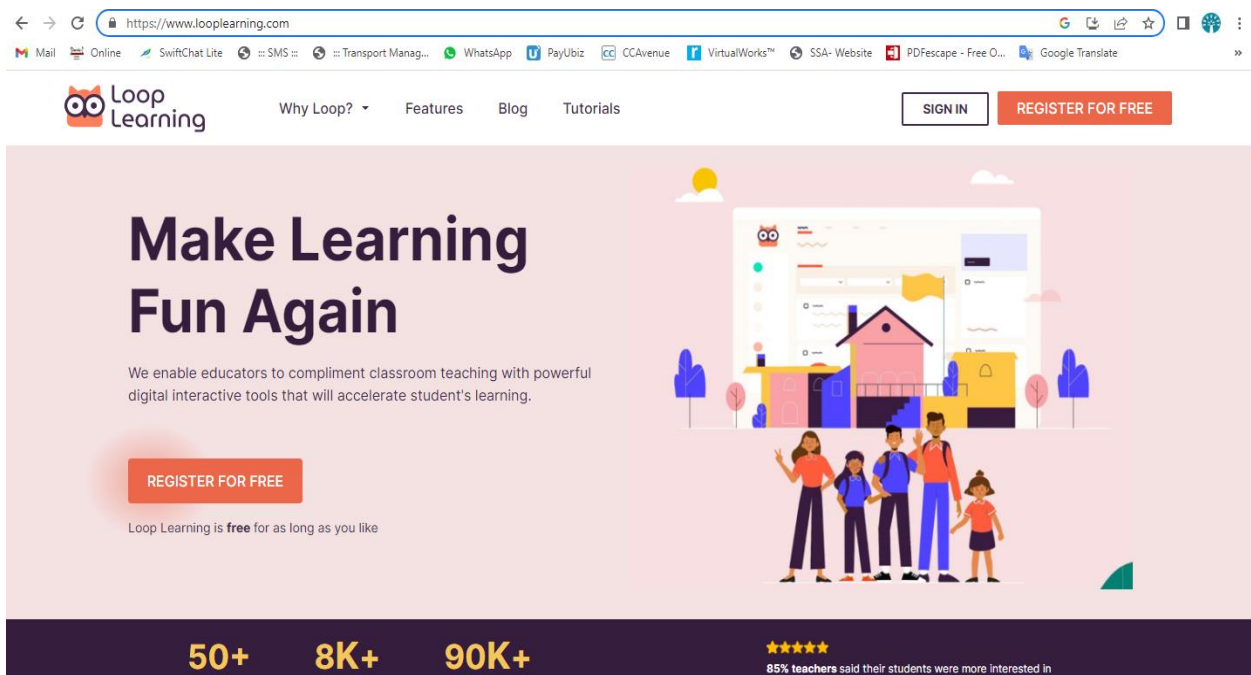
Date: 19 April 2024

Subject: Guidelines for School Fees Payment through Loop & QR Code

Dear parent,

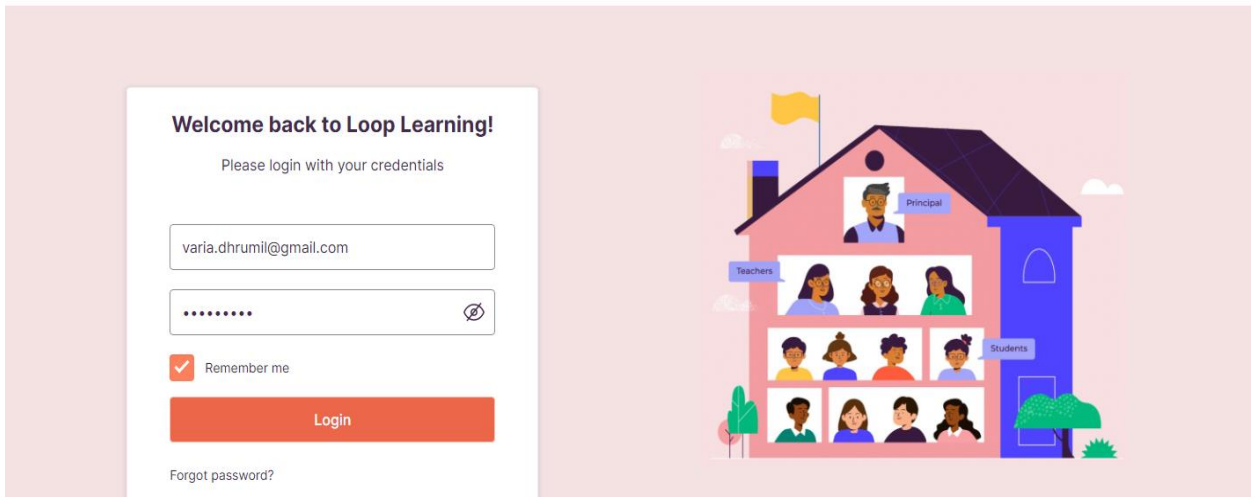
Please find below the steps to pay the school fees online through Looplearning portal & by scanning QR code.

1. Go to - <https://www.looplearning.com> (On Google Chrome)

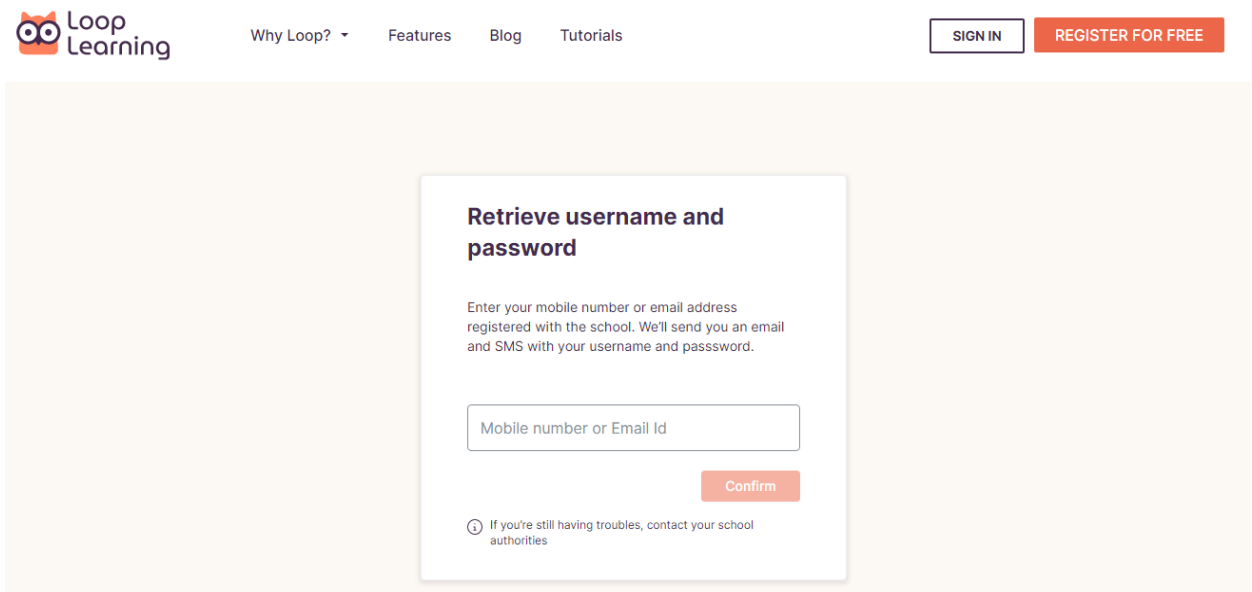


↓

2. Sign in with Parents' ID-Password



3. **If you don't have Parents' ID-Password, Just click on Forgot Password. Enter your registered Mobile Number or Email Id & Confirm. You will get both Students' & Parents' ID-Password in the Message box or in mail.**



4. **After Signing in, select Fees option from the menu**

Loop Learning | Home Performance **Fees** Resources Calendar

Fees

Payment due

Payment history

Tuition fees				
Fee Type	Due Date	Status	Amount	
School year: 2023-2024				
<input checked="" type="checkbox"/> Term I	20 Apr 2023	Overdue	₹ 15,428	▼
<input checked="" type="checkbox"/> Term II	15 Jul 2023	Due	₹ 15,428	▼
<input checked="" type="checkbox"/> Term III	15 Oct 2023	Due	₹ 15,428	▼
<input checked="" type="checkbox"/> Term IV	15 Jan 2024	Due	₹ 15,428	▼
Total amount due			₹ 61,712	Pay now

Payment FAQs

How do I make an online payment? ▼

What are the accepted modes of payment? ▼

What are the added service charges? ▼

Unable to make a payment?
Raise a ticket

5. De-select Term II, III & IV (Select the Term that you have to pay and Click on Pay now)

Loop Learning | Home Performance **Fees** Resources Calendar

Fees

Payment due

Payment history

Tuition fees				
Fee Type	Due Date	Status	Amount	
School year: 2023-2024				
<input checked="" type="checkbox"/> Term I	20 Apr 2023	Overdue	₹ 15,428	▼
<input type="checkbox"/> Term II	15 Jul 2023	Due	₹ 15,428	▼
<input type="checkbox"/> Term III	15 Oct 2023	Due	₹ 15,428	▼
<input type="checkbox"/> Term IV	15 Jan 2024	Due	₹ 15,428	▼
Total amount due			₹ 15,428	Pay now

Payment FAQs

How do I make an online payment? ▼




What are the accepted modes of payment? ▼

What are the added service charges? ▼

Unable to make a payment?
Raise a ticket

6. Select CC Avenue from Payment Method and click on Pay now

Payment Method

-  PayU >
-  CC Avenue >
-  Financepeer >

Fees

Tuition fees

School year 2023-2024 Total Amount **₹ 15,428** Pay now

CC Avenue Charges

Net Banking Charges (Charged by Payment Gateway Company)
As per Bank + GST

Credit Card Charges (Charged by Payment Gateway Company)
0.85% + GST


Debit Card Charges Rs.25 + GST - Charged by Payment Gateway Company

Payment Details


Fee Type	Term I
Due Date	20 Apr 2023
Admin Charges	-
Amount	₹ 15,428
Total Amount	₹ 15,428

Unable to make a payment?

Raise a ticket



7. Select UPI



Namo Gupta/VI-C

English ▼

Payment Information

- Credit Card
- Debit Cards
- Net Banking
- UPI >
- EMI Options

BHIM

PhonePe

paytm

(Tez)

WhatsApp

Other UPI

Enter your UPI ID

[How to pay using UPI?](#)

OR

Pay By QR Code

INR 15428.00 (Total Amount Payable)

Make Payment
Cancel

ORDER DETAILS

Order #:
5b94e327fef3eec1cfd427a4883e80

Order Amount	15428.00
Convenience Fee	0.00
Tax(18.00%)	0.00
Total Amount	INR 15428.00

8. Tick mark on Pay By QR Code and click on Make Payment

QR Code for UPI Payment

Please scan the QR code from your bank App to proceed with the payment. You will be redirected to the merchant URL from here.

Amount: INR 15428.00

Date: Wed Jun 14 13:04:02 IST 2023



You will be automatically redirected to the merchant's website after **4:58** minutes.

9. Scan the QR code and make payment.

One can pay by selecting a screenshot from the gallery from UPI Application.

10. QR Code valid for only five minutes. Every time you have to generate new QR code.

Regards,

For Podar Education